

Iowa Juvenile Home/State Training School for Girls



Purpose

The Iowa Juvenile Home and the State Training School for Girls at Toledo provide treatment and educational services within a highly structured setting to assist girls who are adjudicated delinquent or boys and girls who are adjudicated as a child in need of assistance (CINA). Toledo has 57 beds: 12 for boys and 45 for girls.

Who Is Helped

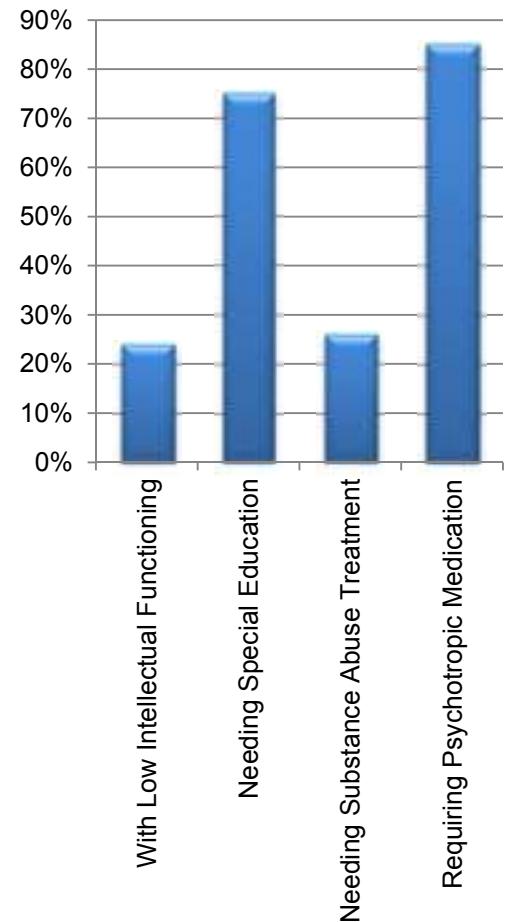
The Iowa Juvenile Home at Toledo provides treatment and educational services to male and female youth under the age of 18 adjudicated in need of assistance (CINA).

Toledo also serves as the State Training School for Girls providing treatment and educational services to female youth aged 12-18 adjudicated delinquent.

In SFY12, Toledo served 136 youth.

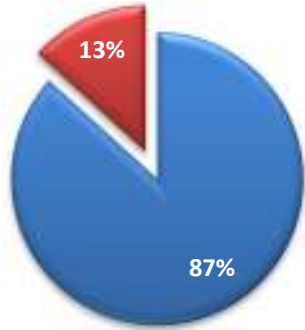
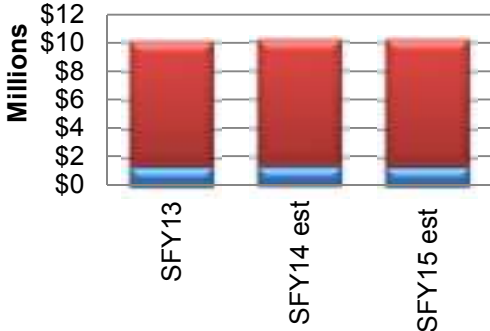
- There were 54 admissions and 51 discharges.
- The average daily census was 53.
- Thirty-one court-ordered 30-day diagnostic evaluations were completed.
- The average delinquent girl has had over 8 prior placements, is 16-years-old, has special education needs, and has a mental health diagnosis. The average stay is almost 9 months.
- The average CINA girl and boy has had over 8 prior placements, is 15.5-years-old has special education needs and has a mental health diagnosis. The average stay is about 12 months.

Toledo Students in SFY12



- ✓ *Toledo is a key component of both the Child Welfare and Juvenile Justice systems.*
- ✓ *Juvenile Court Officers manage the admissions of the adjudicated delinquents to assure most critical needs are met.*
- ✓ *85 percent of youth require psychotropic medication for a mental health condition.*
- ✓ *13 buildings on 27 acres.*

Services	<p>Iowa Juvenile Home at Toledo</p> <ul style="list-style-type: none"> • 57-bed facility • Comprehensive 24/7 residential treatment program providing an array of educational, skill building and treatment services to meet the individualized needs of the youth. • Offers a behavioral focused program that emphasizes the youths' strengths and uses gender-specific programming. • Utilizes innovative positive behavioral supports to change the youths' behavior, improve youth and staff safety, develop social skills, and enhance academic achievement. • Services include remedial, vocational, general, special, and post-secondary education; job readiness, activity social skill building; and assessment, counseling, and treatment for substance abuse. • Medical, psychiatric, and psychological needs are addressed through medication management, counseling, trauma care, testing, and assessment. • Youth can receive their GED, high school diploma and vocational training. • Performs specialized evaluation services for juvenile court officers and judges. 	<p>Average Daily Census</p> <table border="1"> <caption>Average Daily Census Data</caption> <thead> <tr> <th>SFY</th> <th>Average Daily Census</th> </tr> </thead> <tbody> <tr> <td>SFY11</td> <td>59</td> </tr> <tr> <td>SFY12</td> <td>53</td> </tr> <tr> <td>SFY13 est</td> <td>56</td> </tr> <tr> <td>SFY14 est</td> <td>56</td> </tr> <tr> <td>SFY15 est</td> <td>56</td> </tr> </tbody> </table>	SFY	Average Daily Census	SFY11	59	SFY12	53	SFY13 est	56	SFY14 est	56	SFY15 est	56
	SFY	Average Daily Census												
SFY11	59													
SFY12	53													
SFY13 est	56													
SFY14 est	56													
SFY15 est	56													
<ul style="list-style-type: none"> ✓ Youth participate in community events, Tama's Sesquicentennial celebration and Toledo's Stoplight Festival, by assisting with clean-up and youth activities. ✓ 69 percent (79 FTEs) of the staff are direct care, 6 percent (6 FTEs) are professional and treatment professionals, 4 percent (5 FTEs) are maintenance, 4 percent (5 FTEs) are other support staff, 11 percent (12 FTEs) and 6 percent (7 FTEs) are administrative. ✓ In SFY13, 80.4 percent of the Toledo Juvenile Home operating budget is for staffing costs and 19.6 percent is for the support costs. As a percent of the overall operating budget, these support costs have been reduced in the past year. 														
Goals & Strategies	<p>Goal: Improve Safety, Well-Being and Permanency for Iowa's Children Strategy:</p> <ul style="list-style-type: none"> • Build confidence <p>Goal: Improve Iowa's Employment and Economic Security Strategy:</p> <ul style="list-style-type: none"> • Improve educational skills 	<p>Results in SFY12:</p> <ul style="list-style-type: none"> • Post tests show 63 percent of youth improved on reading scores and 55 percent improved on math scores. 												

Cost of Services	<p>For SFY12:</p> <p>Daily per diem rate: \$401</p> <p>Cost per episode: \$57,885</p> <ul style="list-style-type: none"> ✓ <i>Toledo is estimated to have a \$7.4 million economic impact on the community and surrounding area.</i> ✓ <i>The Iowa Juvenile Home is the 4th largest employer in the Tama/Toledo area providing jobs to 114 people.</i> 							
Funding Sources	<p>The Iowa Juvenile Home in Toledo is largely funded by state general funds with a small amount of funding from other sources.</p> <p>The total budget for SFY14 total budget is \$10,215,197:</p> <ul style="list-style-type: none"> • \$8,859,355 (86.7 percent) is state general fund • \$1,355,842 (13.3 percent) is from other funding sources 	<p style="text-align: center;">SFY14 Funding</p> <p style="text-align: center;">■ State General Funds ■ Other Funding</p>  <table border="1"> <caption>SFY14 Funding Data</caption> <thead> <tr> <th>Funding Source</th> <th>Percentage</th> </tr> </thead> <tbody> <tr> <td>State General Funds</td> <td>87%</td> </tr> <tr> <td>Other Funding</td> <td>13%</td> </tr> </tbody> </table>	Funding Source	Percentage	State General Funds	87%	Other Funding	13%
Funding Source	Percentage							
State General Funds	87%							
Other Funding	13%							
SFY 2014 & 2015 Budget Drivers	<p>The total SFY 2014 budget reflects a \$488,930 (5.8 percent) general fund increase from SFY13. The SFY15 budget reflects a \$43,173 (less than one percent) general fund increase over SFY14.</p> <p>The key budget drivers of the SFY14 increase are:</p> <ul style="list-style-type: none"> • Sustaining the funding level approved in SFY13 via carryforward authorization to maintain bed service level is \$444,812 (5.3 percent) • Increased costs of food, pharmaceuticals, utilities and other items is \$44,118 (0.5 percent) <p style="text-align: center;">Total Budget Funding Mix</p> <p style="text-align: center;">■ State General Fund ■ Other Funding</p>  <p>✓ <i>The impact of not funding the current service level request will be an estimated loss of 7.5 FTEs in SFY14 and 7.8 FTEs in SFY15.</i></p>							
Legal Basis	<p>State:</p> <ul style="list-style-type: none"> • Iowa Code, Chapters 218, 233A, and 233B • Iowa Administrative Code, 441 IAC 101 and 103 							